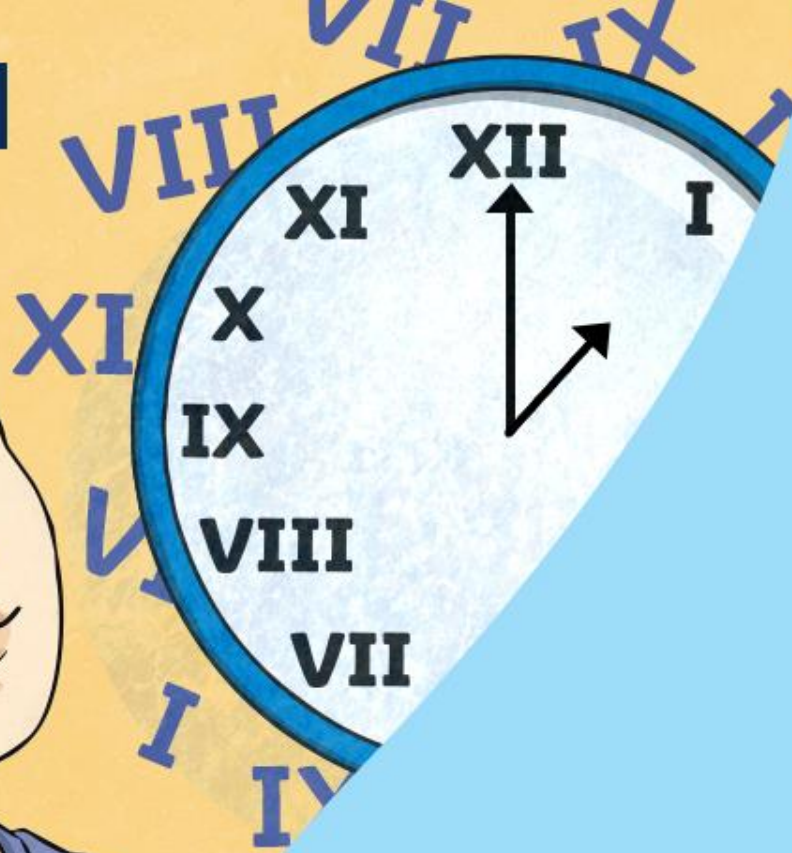


Diving into Mastery

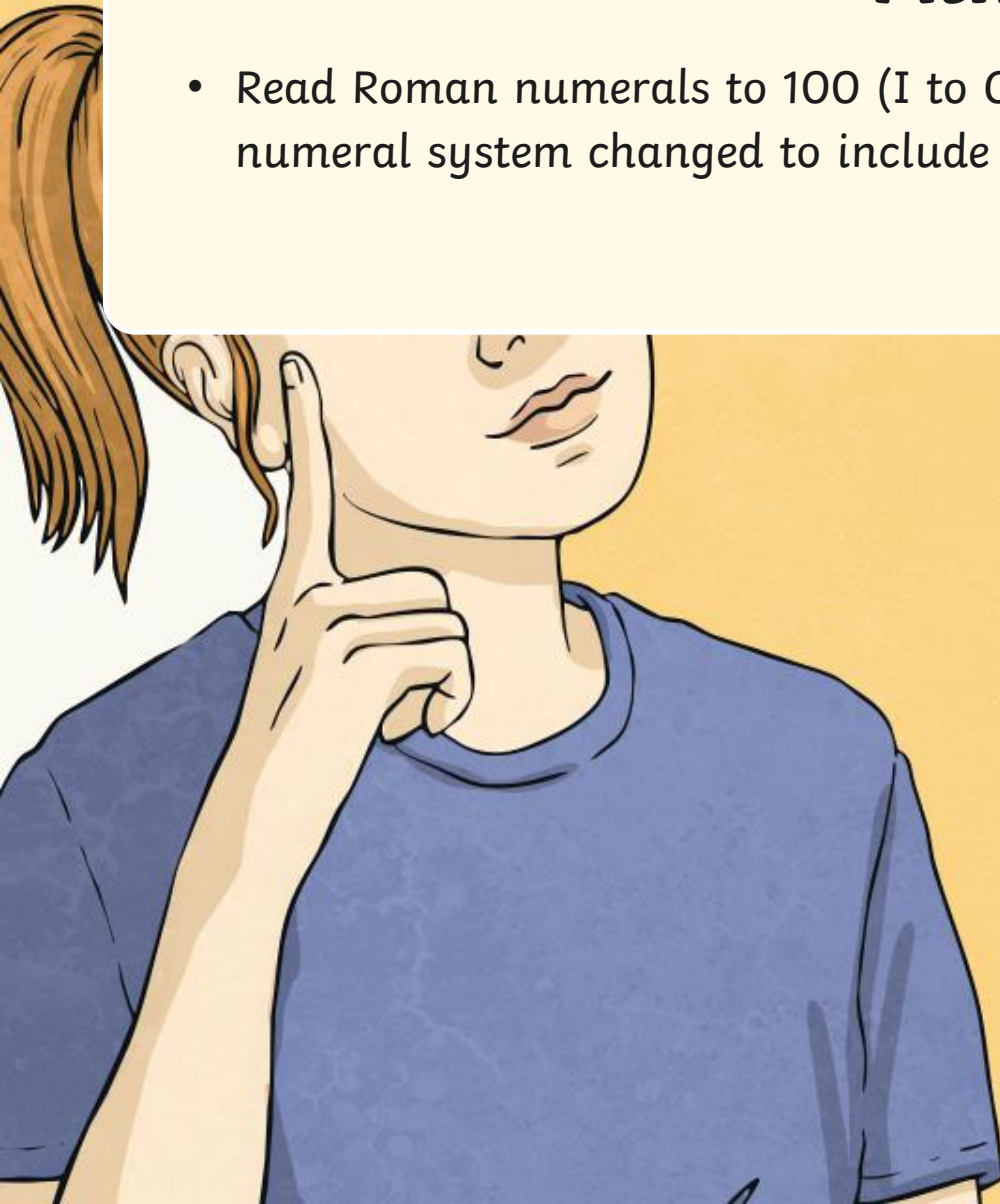


Roman Numerals to 100

twinkl

Aim

- Read Roman numerals to 100 (I to C) and know that over time, the numeral system changed to include the concept of 0 and place value.





Complete the table using Roman numerals, numbers and words.

Roman Numeral	Number	Words
III	3	three
L	50	fifty
XLVIII	48	forty-eight
LXXXVII	87	eighty-seven
XCIX	99	ninety-nine



Circle each Roman numeral in the hundred square.

VII

XXIV

XLI

XC

XCIII

XVI

LXIX

1	2	3	4	5	6	7	8	9	10
11	12	13	14	15	16	17	18	19	20
21	22	23	24	25	26	27	28	29	30
31	32	33	34	35	36	37	38	39	40
41	42	43	44	45	46	47	48	49	50
51	52	53	54	55	56	57	58	59	60
61	62	63	64	65	66	67	68	69	70
71	72	73	74	75	76	77	78	79	80
81	82	83	84	85	86	87	88	89	90
91	92	93	94	95	96	97	98	99	100



Circle each Roman numeral in the hundred square.

VII	1	2	3	4	5	6	7	8	9	10
XXIV	11	12	13	14	15	16	17	18	19	20
XLI	21	22	23	24	25	26	27	28	29	30
XC	31	32	33	34	35	36	37	38	39	40
XCIII	41	42	43	44	45	46	47	48	49	50
XVI	51	52	53	54	55	56	57	58	59	60
LXIX	61	62	63	64	65	66	67	68	69	70
	71	72	73	74	75	76	77	78	79	80
	81	82	83	84	85	86	87	88	89	90
	91	92	93	94	95	96	97	98	99	100



Complete the number sequences using Roman numerals.

20		18	17		15	
	XV	XX	XXV			




Complete the number sequences using Roman numerals.

20	XIX	18	17	XVI	15	XIV
X	XV	XX	XXV	XXX	XXXV	XL




Flavia has part of a hundred square. Can you spot and explain the mistake in Flavia's hundred square?



LXXI		LXXI
LXXXI	LXXXII	LXXXIII
LXXXXI		XCIII



Flavia has part of a hundred square. Can you spot and explain the mistake in Flavia's hundred square?



LXXI		LXXI
LXXXI	LXXXII	LXXXIII
LXXXXI		XCIII

Flavia has written 91 incorrectly. She has tried to make the number using four ten symbols in a row. With Roman numerals, there should never be more than three of the same symbol in a row. 90 is represented as XC ($100 - 10 = 90$) so 91 should be written as XCI.



Here is another part of the hundred square. Fill in the missing Roman numerals.

	LXXIX	
		XC



Here is another part of the hundred square. Fill in the missing Roman numerals.

	LXXIX	
LXXXVIII	LXXXIX	XC
	XCIX	



Antonia has written the number 31 using Roman numerals.

IIIX

Can you explain her mistake? What is the correct way to write it?



Antonia has written the number 31 using Roman numerals.


IIIX

Can you explain her mistake? What is the correct way to write it?

Antonia has got her tens and ones the wrong way around. To write 31, she should have written XXXI.

Roman Numerals to 100

Dive in by completing your own activity!



1) Octavia has part of a hundred square. Circle the mistakes. Can you explain why each one are wrong?

LVI	VXVII	LXVII
LXV	LXVI	LXVIII
LXXVI	LXXVII	LXXVIII
LXXXVI	LXXXVII	LXXXVIII


2) Here is another part of the hundred square. Fill in the missing Roman numerals.

LVI		
		LXXVII

3) Magnus has written the number 94 Roman numerals. Can you explain what is the correct way to write it?

LXXXXVIII

1) Julius has five wooden sticks. He wants to rearrange the sticks to make different Roman numerals. Which Roman numerals can he use these sticks to represent?



Use the table to help you record your findings. The first three have been done for you.

Number	Roman Numeral	Number of Sticks Used
1	I	1
2	II	2
3	III	3

Number	Roman Numeral	Number of Sticks Used

Number	Roman Numeral	Number of Sticks Used

b) Explain the strategies that you used to solve this problem.

1) Octavia has part of a hundred square. Circle the mistakes. Can you explain why each one are wrong?

LVI	VXVII	LXVII	LX
LXV	LXVI	LXVIII	
LXXVI	LXXVII	LXXVIII	
LXXXVI	LXXXVII	LXXXVIII	

Incorrect Roman Numeral	Explain the Mistake	Correct Roman Numeral

