


Equivalent Fractions



Aim

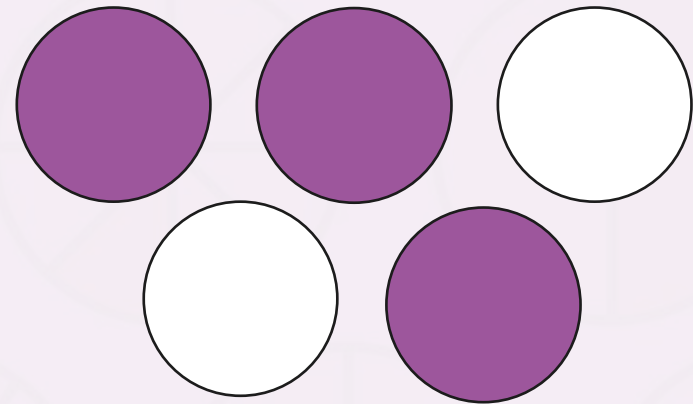

- To recognise and show equivalent fractions.

Success Criteria

- I know that fractions with different numbers can share the same value.
- I can represent a fraction with a diagram.
- I can recognise equivalent fractions using diagrams.

Recap

Which fractions of each of these are coloured?




Recap

Some fractions that are written with different numbers have the same value.

In other words, a fraction can be written in many different ways, but have the same value.



$$\frac{1}{2}$$



$$\frac{2}{4}$$

Equivalent Fractions

These are all equivalent fractions, even though they all have different numerators and denominators.

They show that the same amount of the bar has been shaded overall.

$\frac{1}{4}$



$\frac{2}{8}$



$\frac{3}{12}$



$\frac{4}{16}$



Equivalent Fractions

These fractions are all equivalent as they have the same value.

$\frac{1}{4}$



quarters

$\frac{2}{8}$



eighths

$\frac{3}{12}$



twelfths

$\frac{4}{16}$




sixteenths

Equivalent Fractions

These 3 fractions are equivalent. They have the same value.
What is each fraction?

$\frac{1}{3}$



$\frac{2}{6}$



$\frac{3}{9}$



Equivalent Fractions

What fractions are equivalent to $\frac{1}{5}$?

$\frac{1}{5}$



$\frac{2}{10}$



$\frac{3}{15}$




Equivalent Fractions

Are these two fractions equivalent?

$\frac{1}{10}$



$\frac{3}{30}$



Yes!

Can you explain why they are equivalent?

Equivalent Fractions

Which group shows an equivalent fraction to $\frac{3}{4}$?



$$\frac{6}{8}$$



$$\frac{5}{8}$$

$\frac{6}{8}$ is equivalent to $\frac{3}{4}$

Activity Sheet 1

Write the shaded fraction for each rectangle. Cut each section out.

Match the rectangles with the equivalent amount shaded and stick each equivalent set together in your book.

$\frac{2}{4}$



=



$\frac{1}{2}$

$\frac{1}{5}$



=



$\frac{2}{10}$

Activity Sheet 2

Shade the second shape to be equivalent to the first.
Write the equivalent fractions.

$\frac{2}{4}$



=



$\frac{4}{8}$

Activity Sheet 3

Write the fraction of each shape that is shaded and draw a line to match each equivalent fraction.





$$\frac{4}{6}$$

$$\frac{2}{8}$$



$$\frac{1}{4}$$

$$\frac{2}{3}$$



Aim

- To recognise and show equivalent fractions.

Success Criteria

- I know that fractions with different numbers can share the same value.
- I can represent a fraction with a diagram.
- I can recognise equivalent fractions using diagrams.

